

# BAY ORDER FORM



### KEY OF AVAILABLE FRAME COLOURS

- WHT = WHITE
  - MAH = MAHOGANY
  - MAH/WHT = MAHOGANY ON WHITE
  - OAK = GOLDEN OAK
  - OAK/WHT = GOLDEN OAK ON WHITE
  - RW = ROSEWOOD
  - RW/WHT = ROSEWOOD ON WHITE
  - BA/WHT = BLACK ASH ON WHITE
- (Note, tilt & turn handles non locking as standard  
\*\* externally beaded frames use wedge not captive)

#### Apollo Customer Details

Acc No/ Name	
Job Ref	
Job No.	

**Glazing requirements**  
Fax to Apollo

SYSTEM TYPE	Bevelled <input type="radio"/>	Fully Featured <input type="radio"/>	<i>NB : Feature system has feature bead</i>
GLAZING	External Bead <input type="radio"/>	Internal Bead <input type="radio"/>	
BEADING (Bevelled system only)	Angle Bead <input type="radio"/>	Scotia Bead <input type="radio"/>	
LOWLINE BASKETS	Black Gaskets <input type="radio"/>		
LOCK TYPE	Shoot Bolt <input type="radio"/>	Espag <input type="radio"/>	Cockspur <input type="radio"/>
SACBOLTS	1 per vent <input type="radio"/>	2 per vent <input type="radio"/>	
MAXIM HANDLE COLOUR	White <input type="radio"/>	Gold <input type="radio"/>	Chrome <input type="radio"/>

COLOUR .....  
 OUTER FRAME.....  
 CILL .....  
 DRAIN : Con /Face  
 BAY POLES REQ: Y / N  
 FLEXI ANGLES : Y / N

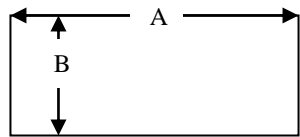
SKETCH OUTSIDE VIEWS, LEFT TO RIGHT.

ALL DIMENSIONS INTERNAL

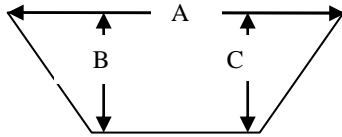
--	--	--	--	--	--

WIDTH (inc add on poles)	-----	-----	-----	-----	-----	-----
HEIGHT(inc Cill add-ons)	-----	-----	-----	-----	-----	-----
TRANSOM DROP	-----	-----	-----	-----	-----	-----
MULLION WIDTH	-----	-----	-----	-----	-----	-----
TRICKLE VENT	YES / NO	YES / NO	YES / NO	YES / NO	YES / NO	YES / NO
ADD ONS	-----	-----	-----	-----	-----	-----
GLASS DETAILS	-----	-----	-----	-----	-----	-----
PILK K	YES / NO	YES / NO	YES / NO	YES / NO	YES / NO	YES / NO

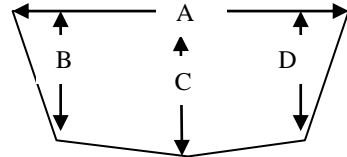
#### USING CORRECT DRAWING – SHOW INTERNAL DIMENSIONS BELOW



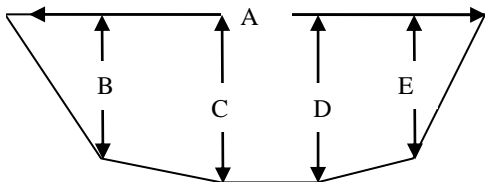
A ..... B.....



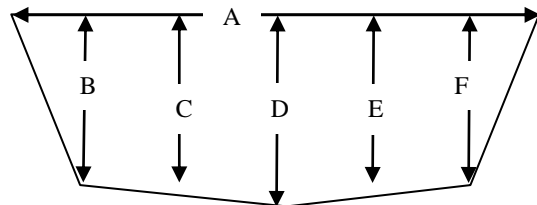
A ..... B..... C.....



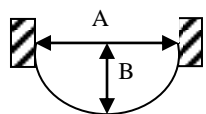
A ..... B..... C..... D.....



A..... B..... C..... D..... E.....



A..... B..... C..... D..... E..... F.....



#### Flat to bow conversion

A.....  
B.....

(use **external** sizes for bow conversion only)

Bow canopy required Y/N  
Bow base required Y/N

*Special Instructions*

Price £	+ Vat
---------	-------